

2023 PAWNEE COUNTY ASSESSOR'S OFFICE REPORT TO THE EXCISE BOARD

07/26/2023

City/Village								
DISTRICT	DESCRIPTION	PERSONAL PROPERTY	REAL PROPERTY	PUBLIC SERVICE	TOTAL VALUATION	HOMESTEAD EXEMPTIONS	OTHER EXEMPTIONS	NET VALUATION
T01	Pawnee	2,764,841	19,499,851	7,366,430	29,631,122	851,106	345,481	28,434,535
T02	Cleveland	3,816,043	42,814,589	11,464,237	58,094,869	1,735,769	1,059,893	55,299,207
T03	Jennings	416,601	2,558,666	3,614,809	6,590,076	179,521	32,157	6,378,398
T04	I-M Maramec	67,040	250,551	36,342	353,933	26,382	4,160	323,391
T06	Blackburn	20,028	220,139	26,397	266,564	16,260	30,787	219,517
T07	Terlton	74,990	212,979	111,748	399,717	19,774	10,733	369,210
T08	Skedee	25,131	98,058	7,635	130,824	8,000	0	122,824
T09	Hallett	41,326	347,187	322,262	710,775	37,414	43,282	630,079
T10	Quay	9,774	95,850	9	105,633	7,000	0	98,633
T11	Applachia	1,040	128,797	0	129,837	6,000	0	123,837
CITY/VILLAGE TOTAL VALUATION		7,236,814	66,226,667	22,949,869	96,413,350	2,887,226	1,526,493	91,999,631

County								
DISTRICT	DESCRIPTION	PERSONAL PROPERTY	REAL PROPERTY	PUBLIC SERVICE	TOTAL VALUATION	HOMESTEAD EXEMPTIONS	OTHER EXEMPTIONS	NET VALUATION
C001	Pawnee County General	7,846,715	77,800,877	28,200,374	113,847,966	3,416,113	1,748,725	108,683,128
COUNTY TOTAL VALUATION		7,846,715	77,800,877	28,200,374	113,847,966	3,416,113	1,748,725	108,683,128

School								
DISTRICT	DESCRIPTION	PERSONAL PROPERTY	REAL PROPERTY	PUBLIC SERVICE	TOTAL VALUATION	HOMESTEAD EXEMPTIONS	OTHER EXEMPTIONS	NET VALUATION
D-2	JENNINGS	416,601	2,558,666	3,614,809	6,590,076	179,521	32,157	6,378,398
I-1	PAWNEE	2,857,012	19,848,460	7,410,407	30,115,879	885,488	349,641	28,880,750
I-4 J-I-	FRONTIER	1,747	72,489	1,127,837	1,202,073	4,000	0	1,198,073
I-6	CLEVELAND	3,952,387	43,594,894	11,924,644	59,471,925	1,809,217	1,144,695	56,518,013
I-90	WOODLAND	135,013	1,392,998	1,671,898	3,199,909	83,048	2,390	3,114,471
J-101	GLENCOE	26,494	504,744	135,937	667,175	31,000	0	636,175
J-103	YALE	84,755	1,001,039	245,596	1,331,390	40,000	0	1,291,390
J-15	KEYSTONE	31,572	1,992,542	76,173	2,100,287	88,000	52,452	1,959,835
J-3B	MANNFORD	233,693	5,951,474	268,431	6,453,598	274,839	133,515	6,045,244
J-6 J-51	MORRISON	107,441	883,571	1,724,642	2,715,654	21,000	33,875	2,660,779

2023 PAWNEE COUNTY ASSESSOR'S OFFICE REPORT TO THE EXCISE BOARD

07/26/2023

SCHOOL TOTAL VALUATION		7,846,715	77,800,877	28,200,374	113,847,966	3,416,113	1,748,725	108,683,128
Vo-Tech								
DISTRICT	DESCRIPTION	PERSONAL PROPERTY	REAL PROPERTY	PUBLIC SERVICE	TOTAL VALUATION	HOMESTEAD EXEMPTIONS	OTHER EXEMPTIONS	NET VALUATION
V13	PIONEER VO TECH	135,013	1,392,998	1,671,898	3,199,909	83,048	2,390	3,114,471
V16	MERIDIAN VO TECH	2,990,947	21,236,775	9,270,986	33,498,708	937,488	383,516	32,177,704
V18	TULSA VO TECH	31,572	1,992,542	76,173	2,100,287	88,000	52,452	1,959,835
V3	CENTRAL VO TECH	4,687,436	53,106,073	16,053,480	73,846,989	2,303,577	1,310,367	70,233,045
VO-TECH TOTAL VALUATION		7,844,968	77,728,388	27,072,537	112,645,893	3,412,113	1,748,725	107,485,055

I, Melissa Waters, Assessor of Pawnee County Oklahoma, do hereby certify that the foregoing is a true and correct statement of valuations for Real Estate, Personal Property, Public Service and Homestead Exemptions as certified by the State Board of Equalization and shown by the records in the County Assessor's office. Subscribed by my name and affixed the seal of the County Assessor's office on this day of 07/26/2023.

State of Oklahoma)
) SS
 Pawnee County)

Melissa Waters

July 28, 2023


 Melissa Waters
 County Assessor
 Pawnee County



I, _____, County Clerk of Pawnee County Oklahoma, do hereby certify that the above is a true, correct and complete list of the valuations of Pawnee County Oklahoma as certified by the Pawnee County Assessor's office.

Justin Miles

 County Clerk
 Pawnee County



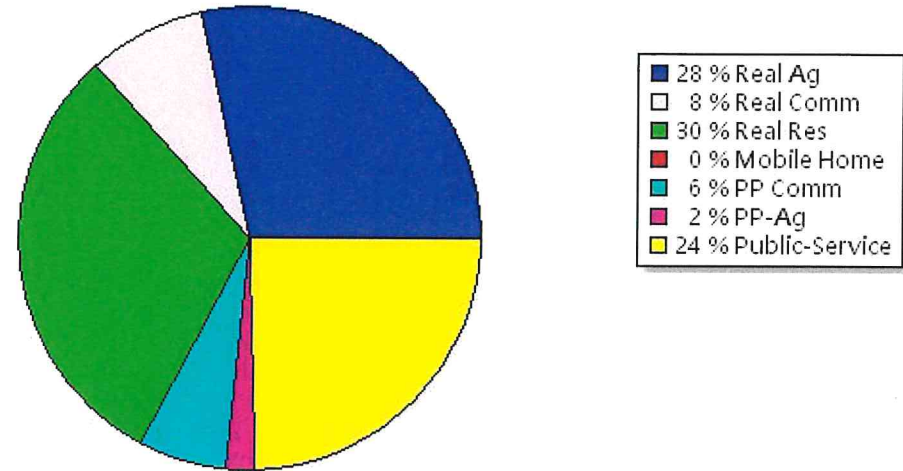
Excise Board:

Sandra K. Ford

Dary W. Vance

July 28, 2023

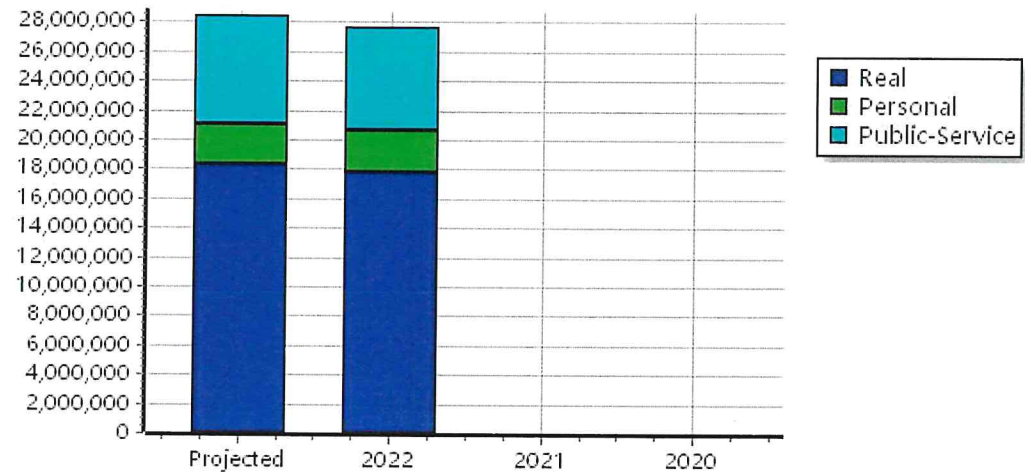
Real	Count	Value
Agricultural	1,869	8,539,899
Commercial	152	2,098,906
Residential	1,493	8,861,046
Total Real Value	3,514	19,499,851
Homestead	800	851,106
Veteran	25	345,481
Other	0	0
Total Exempt	880	1,196,587
TIF Increment Value		
Net Assessed		18,303,264
Net Assessed Under Protest		
Senior Freeze	116	294,703
Capped Parcels	1,319	3,732,625



Personal	Count	Value
Agricultural	291	683,128
Commercial	193	1,895,034
Mobile Home	76	188,069
Total Personal	560	2,766,231
Total Exempt	1	1,390

TIF Increment Value		
Net Assessed		2,764,841
Net Assessed Under Protest		

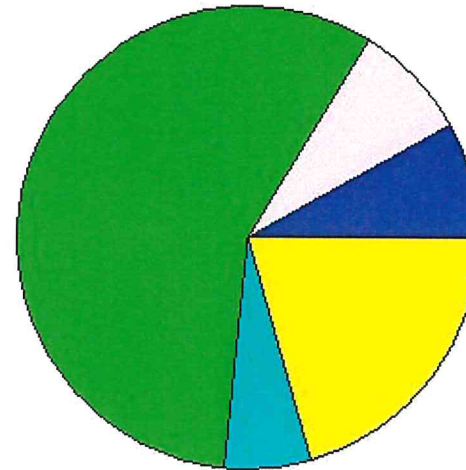
Public Service	Count	Value
Total PS Value	32	7,366,430
TIF Increment Value		
Net Assessed		7,366,430



District Totals	
Total Gross Value	29,632,512
Homestead Loss	851,106
Other Exemption Loss	346,871
TIF Increment Value	
Retained TIF Value	
Net Assessed Value	28,434,535
Net Assessed Under Protest	

* Public Service Protests Values are not included on this report.

Real	Count	Value
Agricultural	913	5,196,843
Commercial	263	4,716,669
Residential	4,963	32,901,077
Total Real Value	6,139	42,814,589
Homestead	1,648	1,735,769
Veteran	76	1,059,893
Other	0	0
Total Exempt	1,819	2,795,662



TIF Increment Value

Net Assessed 40,018,927

Net Assessed Under Protest

Senior Freeze	262	742,005
Capped Parcels	2,748	7,626,856

Personal	Count	Value
Agricultural	249	405,823
Commercial	302	2,920,535
Mobile Home	200	490,437
Total Personal	751	3,816,795
Total Exempt	1	752

TIF Increment Value

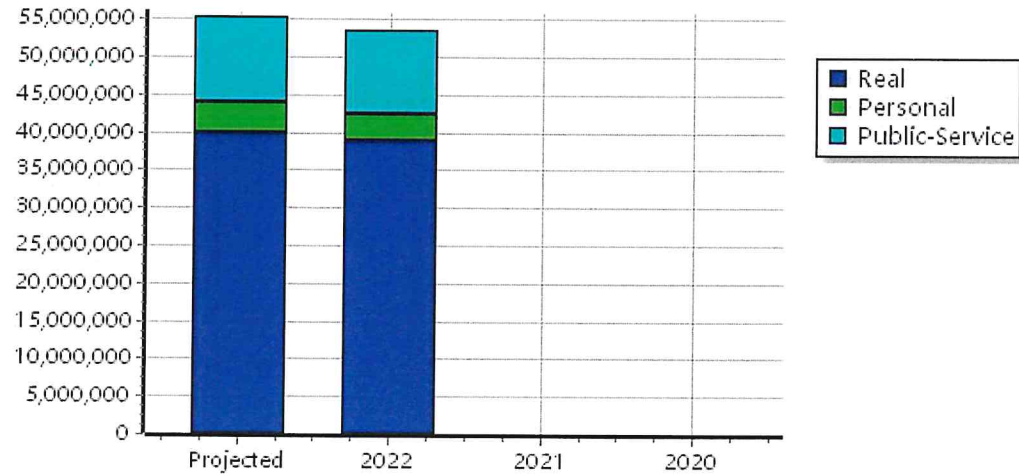
Net Assessed 3,816,043

Net Assessed Under Protest

Public Service	Count	Value
Total PS Value	28	11,464,237

TIF Increment Value

Net Assessed 11,464,237



District Totals	
Total Gross Value	58,095,621
Homestead Loss	1,735,769
Other Exemption Loss	1,060,645
TIF Increment Value	
Retained TIF Value	
Net Assessed Value	55,299,207
Net Assessed Under Protest	

* Public Service Protests Values are not included on this report.

Real	Count	Value
Agricultural	111	657,189
Commercial	23	94,194
Residential	435	1,807,283
Total Real Value	569	2,558,666

Homestead	170	179,521
Veteran	4	32,157
Other	0	0
Total Exempt	186	211,678

TIF Increment Value

Net Assessed 2,346,988

Net Assessed Under Protest

Senior Freeze	23	64,283
Capped Parcels	307	586,174

Personal	Count	Value
Agricultural	48	59,993
Commercial	42	261,741
Mobile Home	36	94,867
Total Personal	126	416,601

Total Exempt 0 0

TIF Increment Value

Net Assessed 416,601

Net Assessed Under Protest

Public Service	Count	Value
Total PS Value	17	3,614,809

TIF Increment Value

Net Assessed 3,614,809

District Totals

Total Gross Value	6,590,076
Homestead Loss	179,521
Other Exemption Loss	32,157

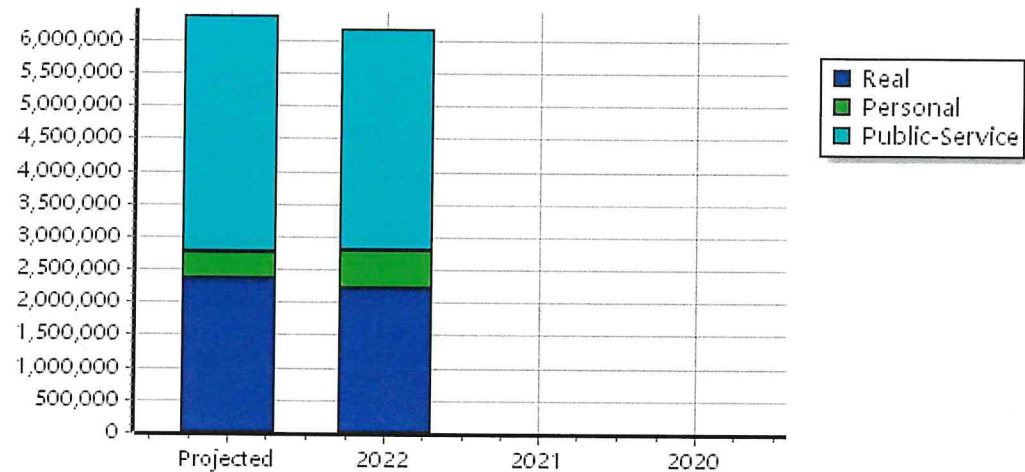

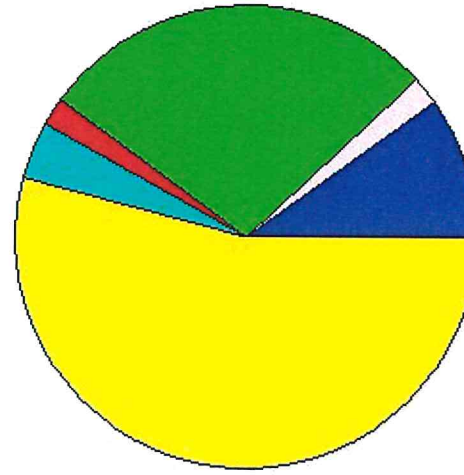
TIF Increment Value

Retained TIF Value


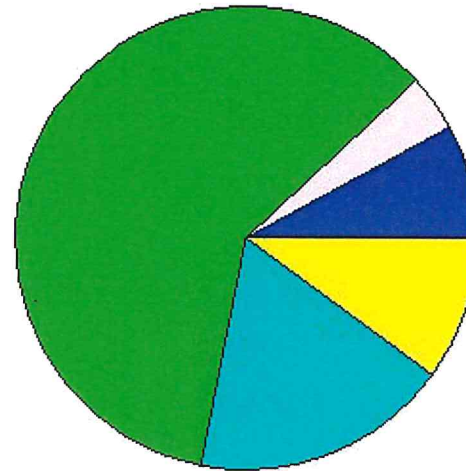
Net Assessed Value 6,378,398

Net Assessed Under Protest

* Public Service Protests Values are not included on this report.

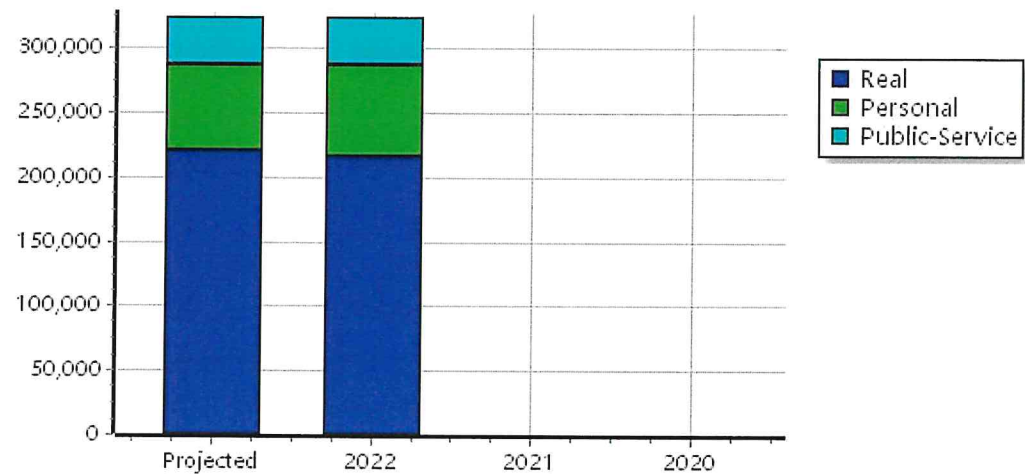


Real	Count	Value
Agricultural	2	26,848
Commercial	8	11,133
Residential	146	212,570
Total Real Value	156	250,551
Homestead	27	26,382
Veteran	1	4,160
Other	0	0
Total Exempt	28	30,542
TIF Increment Value		
Net Assessed		220,009
Net Assessed Under Protest		
Senior Freeze	0	0
Capped Parcels	93	118,213



Personal	Count	Value
Agricultural	2	1,514
Commercial	8	65,526
Mobile Home	0	0
Total Personal	10	67,040
Total Exempt	0	0

TIF Increment Value		
Net Assessed		67,040
Net Assessed Under Protest		
Public Service	Count	Value
Total PS Value	5	36,342
TIF Increment Value		
Net Assessed		36,342



District Totals	
Total Gross Value	353,933
Homestead Loss	26,382
Other Exemption Loss	4,160
TIF Increment Value	
Retained TIF Value	
Net Assessed Value	323,391
Net Assessed Under Protest	

* Public Service Protests Values are not included on this report.

Real	Count	Value
Agricultural	7	255
Commercial	1	110
Residential	139	219,774
Total Real Value	147	220,139

Homestead	16	16,260
Veteran	2	30,787
Other	0	0
Total Exempt	19	47,047

TIF Increment Value

Net Assessed 173,092

Net Assessed Under Protest

Senior Freeze	3	4,359
Capped Parcels	132	124,241

Personal	Count	Value
Agricultural	2	1,862
Commercial	2	9,782
Mobile Home	2	8,384
Total Personal	6	20,028

Total Exempt 0 0

TIF Increment Value

Net Assessed 20,028

Net Assessed Under Protest

Public Service	Count	Value
Total PS Value	4	26,397

TIF Increment Value

Net Assessed 26,397

District Totals

Total Gross Value	266,564
Homestead Loss	16,260
Other Exemption Loss	30,787

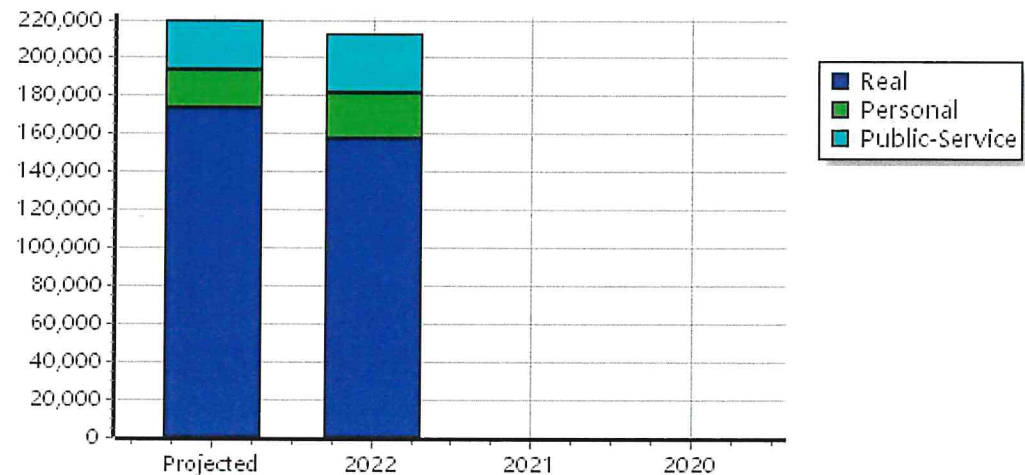
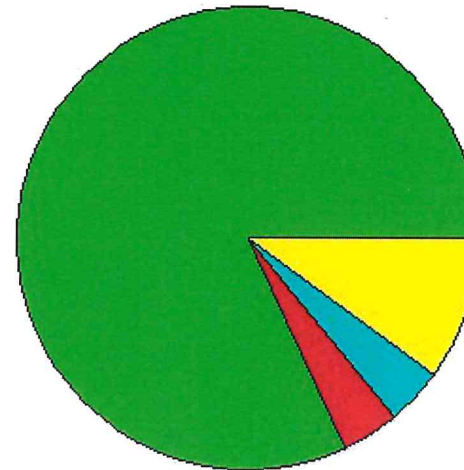
TIF Increment Value

Retained TIF Value

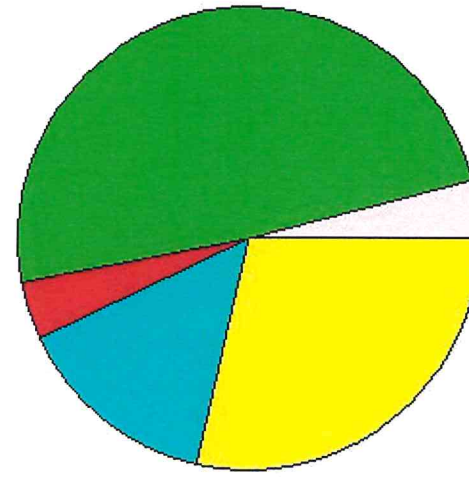
Net Assessed Value 219,517

Net Assessed Under Protest

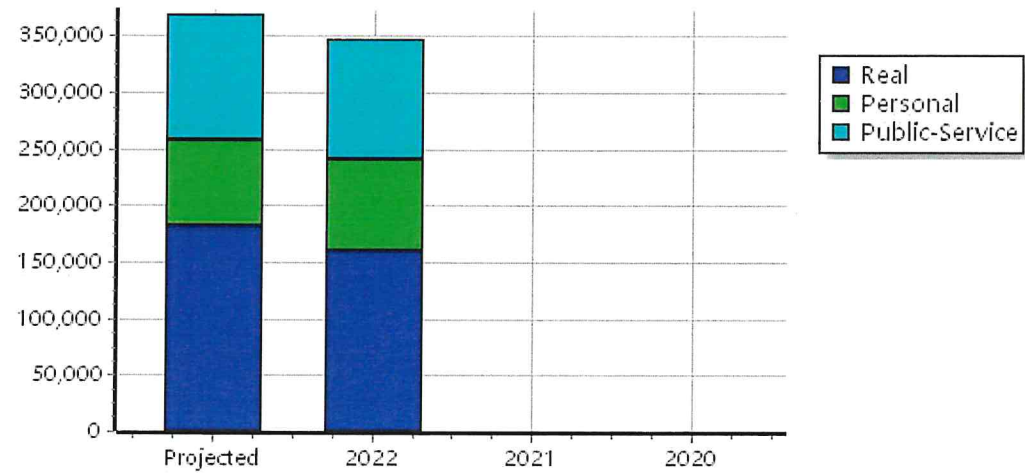
* Public Service Protests Values are not included on this report.



Real	Count	Value
Agricultural	1	439
Commercial	3	19,551
Residential	94	192,989
Total Real Value	98	212,979
Homestead	17	19,774
Veteran	1	10,733
Other	0	0
Total Exempt	21	30,507
TIF Increment Value		
Net Assessed		182,472
Net Assessed Under Protest		
Senior Freeze	0	0
Capped Parcels	84	172,402




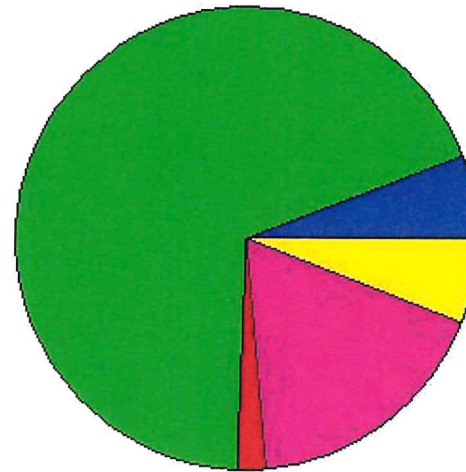
Personal	Count	Value
Agricultural	6	2,495
Commercial	10	52,586
Mobile Home	7	19,909
Total Personal	23	74,990
Total Exempt	0	0
TIF Increment Value		
Net Assessed		74,990
Net Assessed Under Protest		
Public Service	Count	Value
Total PS Value	6	111,748
TIF Increment Value		
Net Assessed		111,748



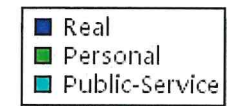
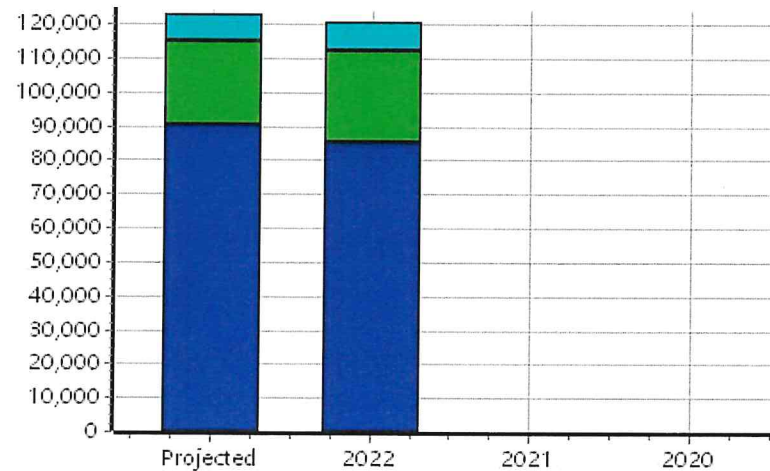
District Totals	
Total Gross Value	399,717
Homestead Loss	19,774
Other Exemption Loss	10,733
TIF Increment Value	
Retained TIF Value	
Net Assessed Value	369,210
Net Assessed Under Protest	

* Public Service Protests Values are not included on this report.

Real	Count	Value
Agricultural	2	7,072
Commercial	0	0
Residential	106	90,986
Total Real Value	108	98,058
Homestead	8	8,000
Veteran	0	0
Other	0	0
Total Exempt	8	8,000
TIF Increment Value		
Net Assessed		90,058
Net Assessed Under Protest		
Senior Freeze	0	0
Capped Parcels	97	51,586



Personal	Count	Value
Agricultural	5	22,688
Commercial	1	9
Mobile Home	1	2,434
Total Personal	7	25,131
Total Exempt	0	0
TIF Increment Value		
Net Assessed		25,131
Net Assessed Under Protest		
Public Service	Count	Value
Total PS Value	4	7,635
TIF Increment Value		
Net Assessed		7,635



District Totals	
Total Gross Value	130,824
Homestead Loss	8,000
Other Exemption Loss	0
TIF Increment Value	
Retained TIF Value	
Net Assessed Value	122,824
Net Assessed Under Protest	

* Public Service Protests Values are not included on this report.

Real	Count	Value
Agricultural	6	1,174
Commercial	5	10,963
Residential	521	335,050
Total Real Value	532	347,187
Homestead	36	37,414
Veteran	4	43,282
Other	0	0
Total Exempt	44	80,696

TIF Increment Value

Net Assessed 266,491

Net Assessed Under Protest

Senior Freeze	8	19,381
Capped Parcels	476	243,377

Personal	Count	Value
Agricultural	5	1,239
Commercial	12	34,851
Mobile Home	4	5,236
Total Personal	21	41,326
Total Exempt	0	0

TIF Increment Value

Net Assessed 41,326

Net Assessed Under Protest

Public Service	Count	Value
Total PS Value	8	322,262

TIF Increment Value

Net Assessed 322,262

District Totals

Total Gross Value	710,775
Homestead Loss	37,414
Other Exemption Loss	43,282

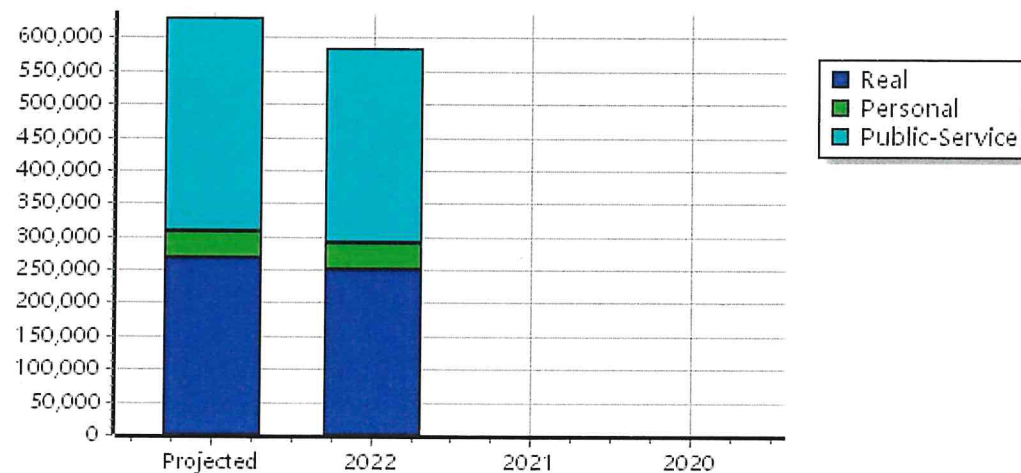
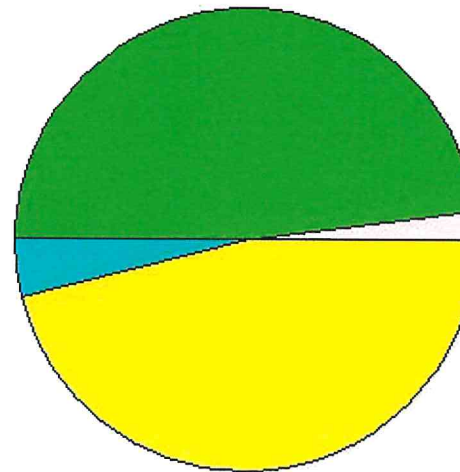
TIF Increment Value

Retained TIF Value


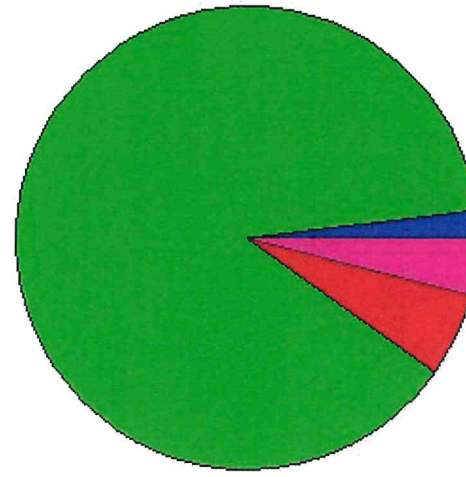
Net Assessed Value 630,079

Net Assessed Under Protest

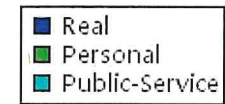
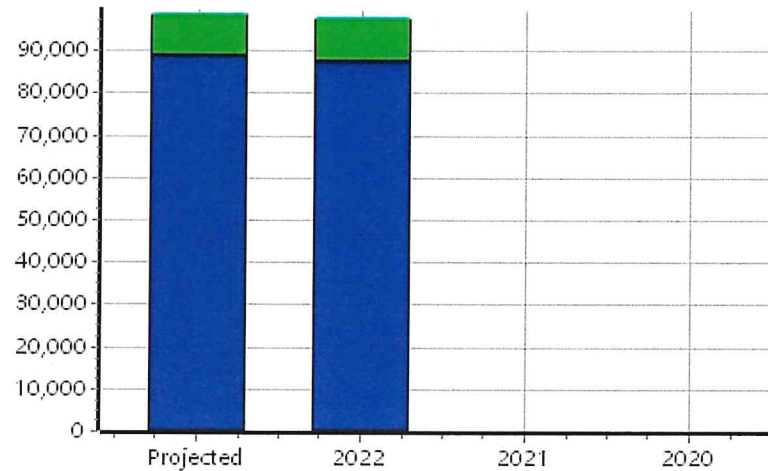
* Public Service Protests Values are not included on this report.



Real	Count	Value
Agricultural	1	1,139
Commercial	0	0
Residential	43	94,711
Total Real Value	44	95,850
Homestead	7	7,000
Veteran	0	0
Other	0	0
Total Exempt	7	7,000
TIF Increment Value		
Net Assessed		88,850
Net Assessed Under Protest		
Senior Freeze	0	0
Capped Parcels	12	30,192



Personal	Count	Value
Agricultural	5	3,942
Commercial	1	79
Mobile Home	2	5,753
Total Personal	8	9,774
Total Exempt	0	0
TIF Increment Value		
Net Assessed		9,774
Net Assessed Under Protest		
Public Service		
Total PS Value	1	9
TIF Increment Value		
Net Assessed		9



District Totals	
Total Gross Value	105,633
Homestead Loss	7,000
Other Exemption Loss	0
TIF Increment Value	
Retained TIF Value	
Net Assessed Value	98,633
Net Assessed Under Protest	

* Public Service Protests Values are not included on this report.

Real	Count	Value
Agricultural	0	0
Commercial	0	0
Residential	51	128,797
Total Real Value	51	128,797
Homestead	5	6,000
Veteran	0	0
Other	0	0
Total Exempt	6	6,000

TIF Increment Value

Net Assessed 122,797

Net Assessed Under Protest

Senior Freeze	1	10,992
Capped Parcels	30	19,900

Personal	Count	Value
Agricultural	0	0
Commercial	1	103
Mobile Home	1	937
Total Personal	2	1,040
Total Exempt	0	0

TIF Increment Value

Net Assessed 1,040

Net Assessed Under Protest

Public Service	Count	Value
Total PS Value	0	0

TIF Increment Value

Net Assessed 0

District Totals

Total Gross Value	129,837
Homestead Loss	6,000
Other Exemption Loss	0

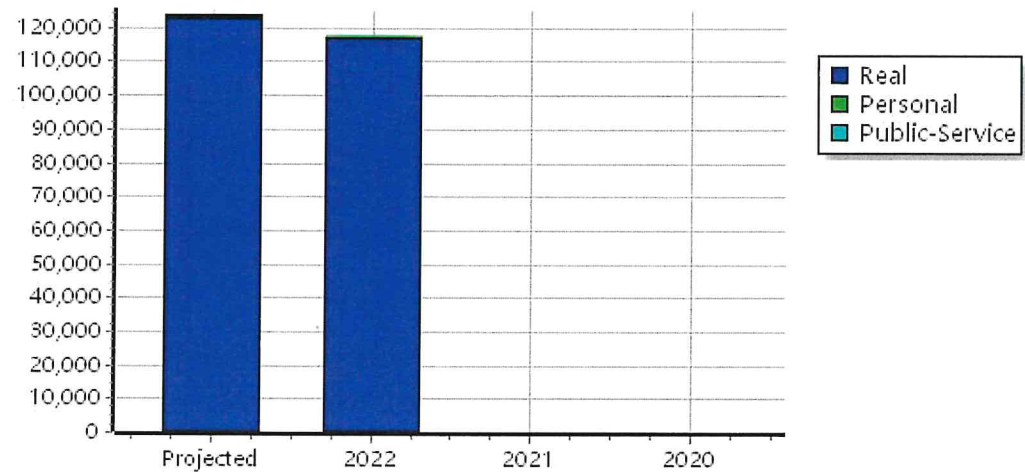


TIF Increment Value

Retained TIF Value

Net Assessed Value 123,837

Net Assessed Under Protest

* Public Service Protests Values are not included on this report.



Real	Count	Value
Agricultural	3,713	17,119,416
Commercial	513	7,192,662
Residential	9,508	53,488,799
Total Real Value	13,734	77,800,877

Homestead	3,240	3,416,113
Veteran	132	1,748,725
Other	0	0
Total Exempt	3,570	5,164,838

TIF Increment Value

Net Assessed 72,636,039

Net Assessed Under Protest

Senior Freeze	494	1,388,219
Capped Parcels	6,278	14,285,477

Personal	Count	Value
Agricultural	716	1,408,124
Commercial	616	5,381,361
Mobile Home	425	1,060,325
Total Personal	1,757	7,849,810

Total Exempt 3 3,095

TIF Increment Value

Net Assessed 7,846,715

Net Assessed Under Protest

Public Service	Count	Value
Total PS Value	148	28,200,374

TIF Increment Value

Net Assessed 28,200,374

District Totals

Total Gross Value	113,851,061
Homestead Loss	3,416,113
Other Exemption Loss	1,751,820

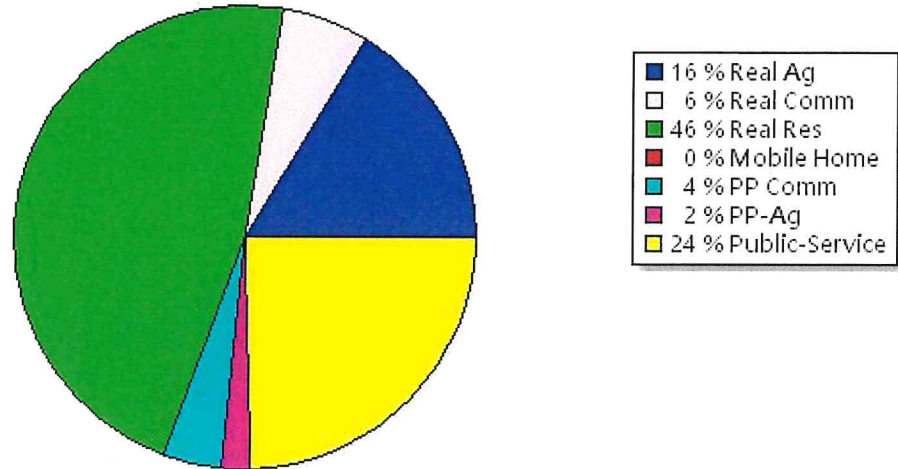
TIF Increment Value

Retained TIF Value

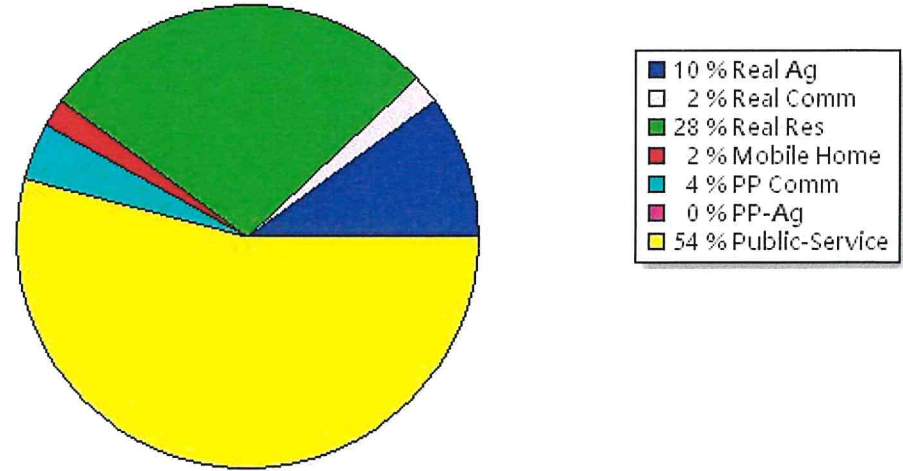
Net Assessed Value 108,683,128

Net Assessed Under Protest

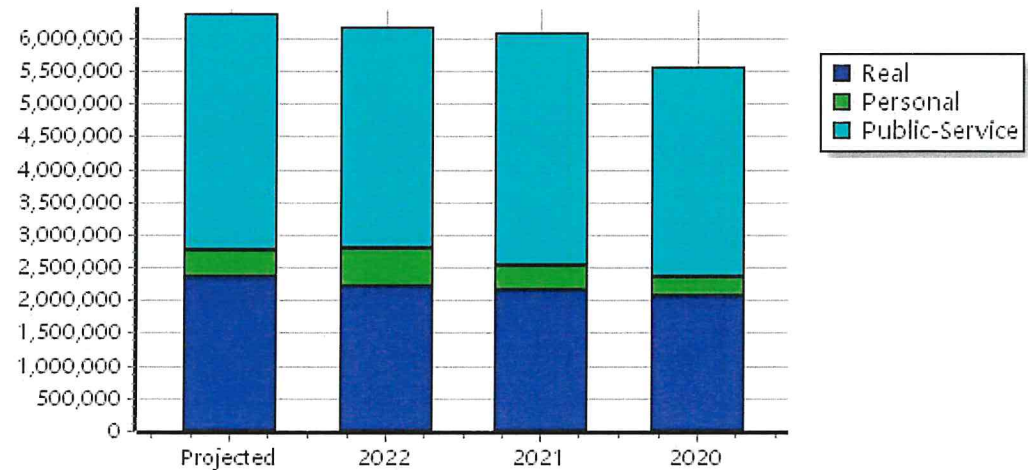
* Public Service Protests Values are not included on this report.



Real	Count	Value
Agricultural	111	657,189
Commercial	23	94,194
Residential	435	1,807,283
Total Real Value	569	2,558,666
Homestead	170	179,521
Veteran	4	32,157
Other	0	0
Total Exempt	186	211,678
TIF Increment Value		
Net Assessed		2,346,988
Net Assessed Under Protest		
Senior Freeze	23	64,283
Capped Parcels	307	586,174



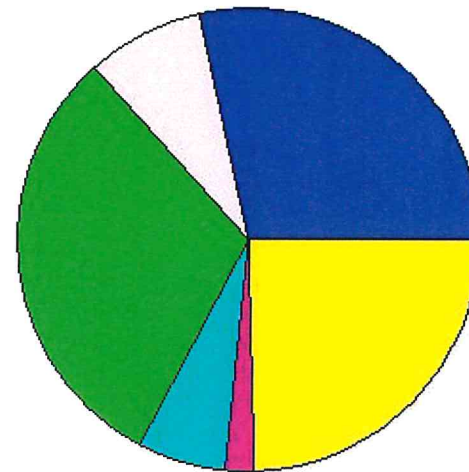
Personal	Count	Value
Agricultural	48	59,993
Commercial	42	261,741
Mobile Home	36	94,867
Total Personal	126	416,601
Total Exempt	0	0
TIF Increment Value		
Net Assessed		416,601
Net Assessed Under Protest		
Public Service	Count	Value
Total PS Value	17	3,614,809
TIF Increment Value		
Net Assessed		3,614,809



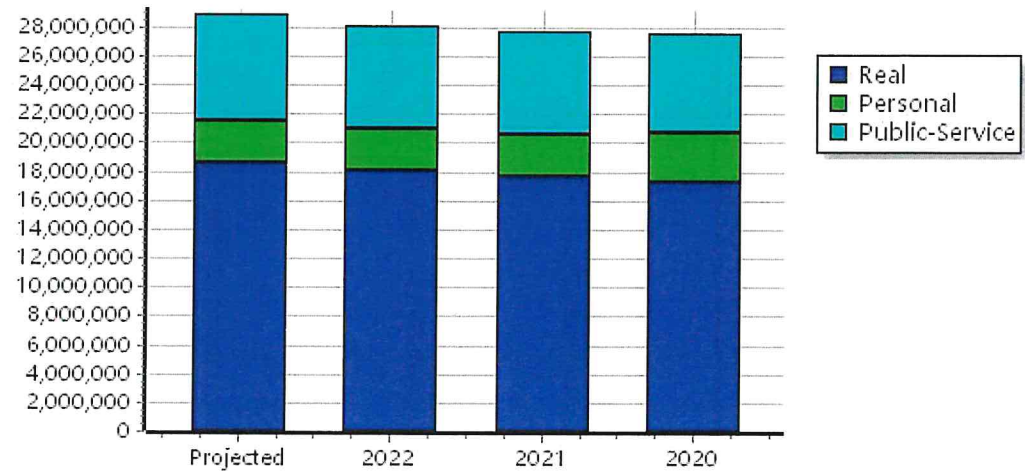
District Totals	
Total Gross Value	6,590,076
Homestead Loss	179,521
Other Exemption Loss	32,157
TIF Increment Value	
Retained TIF Value	
Net Assessed Value	6,378,398
Net Assessed Under Protest	

* Public Service Protests Values are not included on this report.

Real	Count	Value
Agricultural	1,873	8,573,819
Commercial	160	2,110,039
Residential	1,745	9,164,602
Total Real Value	3,778	19,848,460
Homestead	835	885,488
Veteran	26	349,641
Other	0	0
Total Exempt	916	1,235,129
TIF Increment Value		
Net Assessed		18,613,331
Net Assessed Under Protest		
Senior Freeze	116	294,703
Capped Parcels	1,509	3,902,424



Personal	Count	Value
Agricultural	298	707,330
Commercial	202	1,960,569
Mobile Home	77	190,503
Total Personal	577	2,858,402
Total Exempt	1	1,390
TIF Increment Value		
Net Assessed		2,857,012
Net Assessed Under Protest		
Public Service	Count	Value
Total PS Value	41	7,410,407
TIF Increment Value		
Net Assessed		7,410,407



District Totals	
Total Gross Value	30,117,269
Homestead Loss	885,488
Other Exemption Loss	351,031
TIF Increment Value	
Retained TIF Value	
Net Assessed Value	28,880,750
Net Assessed Under Protest	

* Public Service Protests Values are not included on this report.

Real	Count	Value
Agricultural	33	58,249
Commercial	0	0
Residential	3	14,240
Total Real Value	36	72,489
Homestead	3	4,000
Veteran	0	0
Other	0	0
Total Exempt	4	4,000

TIF Increment Value

Net Assessed		68,489
Net Assessed Under Protest		
Senior Freeze	1	10,250
Capped Parcels	23	47,740

Personal	Count	Value
Agricultural	3	1,720
Commercial	1	27
Mobile Home	0	0
Total Personal	4	1,747
Total Exempt	0	0

TIF Increment Value

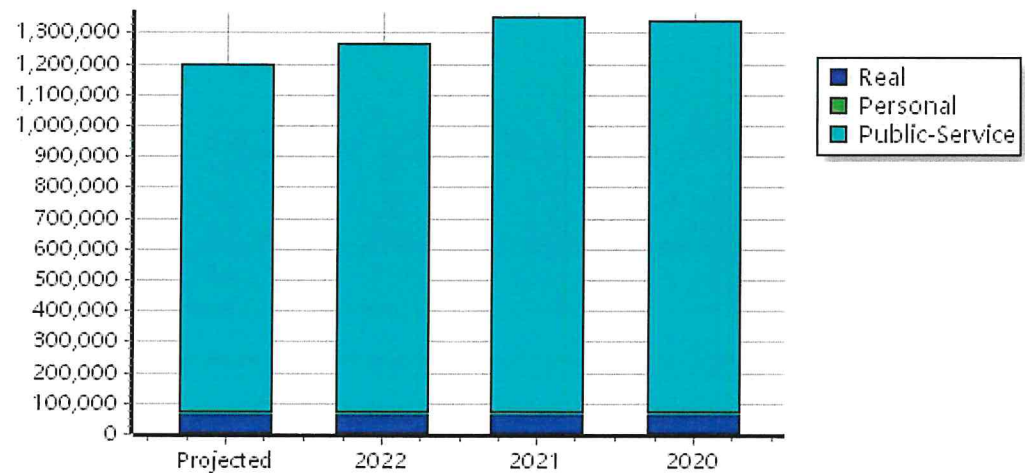

Net Assessed		1,747
Net Assessed Under Protest		

Public Service	Count	Value
Total PS Value	2	1,127,837
TIF Increment Value		
Net Assessed		1,127,837

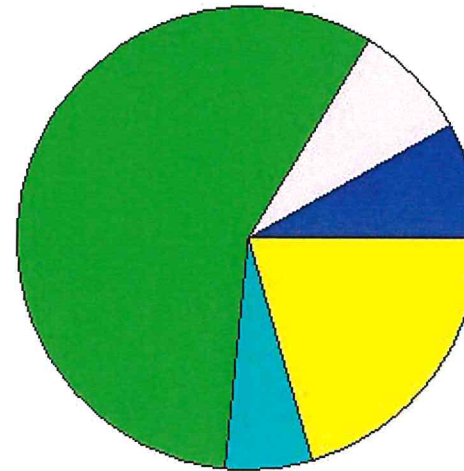
District Totals

Total Gross Value	1,202,073
Homestead Loss	4,000
Other Exemption Loss	0
TIF Increment Value	
Retained TIF Value	
Net Assessed Value	1,198,073
Net Assessed Under Protest	

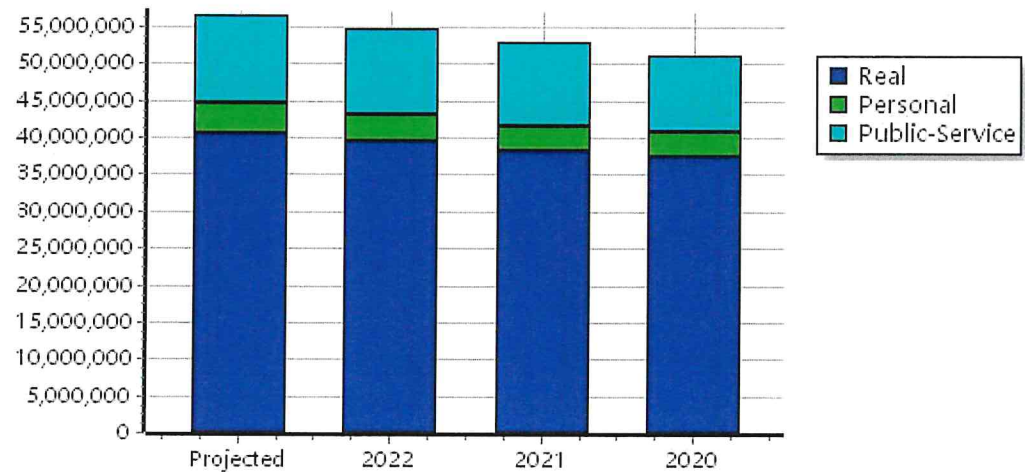
* Public Service Protests Values are not included on this report.



Real	Count	Value
Agricultural	927	5,198,711
Commercial	272	4,747,293
Residential	5,717	33,648,890
Total Real Value	6,916	43,594,894
Homestead	1,717	1,809,217
Veteran	83	1,144,695
Other	0	0
Total Exempt	1,903	2,953,912
TIF Increment Value		
Net Assessed		40,640,982
Net Assessed Under Protest		
Senior Freeze	273	765,745
Capped Parcels	3,440	8,166,876



Personal	Count	Value
Agricultural	262	411,419
Commercial	326	3,017,754
Mobile Home	213	523,966
Total Personal	801	3,953,139
Total Exempt	1	752
TIF Increment Value		
Net Assessed		3,952,387
Net Assessed Under Protest		
Public Service	Count	Value
Total PS Value	46	11,924,644
TIF Increment Value		
Net Assessed		11,924,644



District Totals	
Total Gross Value	59,472,677
Homestead Loss	1,809,217
Other Exemption Loss	1,145,447
TIF Increment Value	
Retained TIF Value	
Net Assessed Value	56,518,013
Net Assessed Under Protest	

* Public Service Protests Values are not included on this report.

Real	Count	Value
Agricultural	183	633,072
Commercial	38	71,207
Residential	316	688,719
Total Real Value	537	1,392,998
Homestead	81	83,048
Veteran	1	2,390
Other	0	0
Total Exempt	85	85,438

TIF Increment Value

Net Assessed 1,307,560

Net Assessed Under Protest

Senior Freeze	8	16,779
Capped Parcels	313	452,608

Personal	Count	Value
Agricultural	28	55,933
Commercial	11	51,636
Mobile Home	6	27,444
Total Personal	45	135,013
Total Exempt	0	0

TIF Increment Value

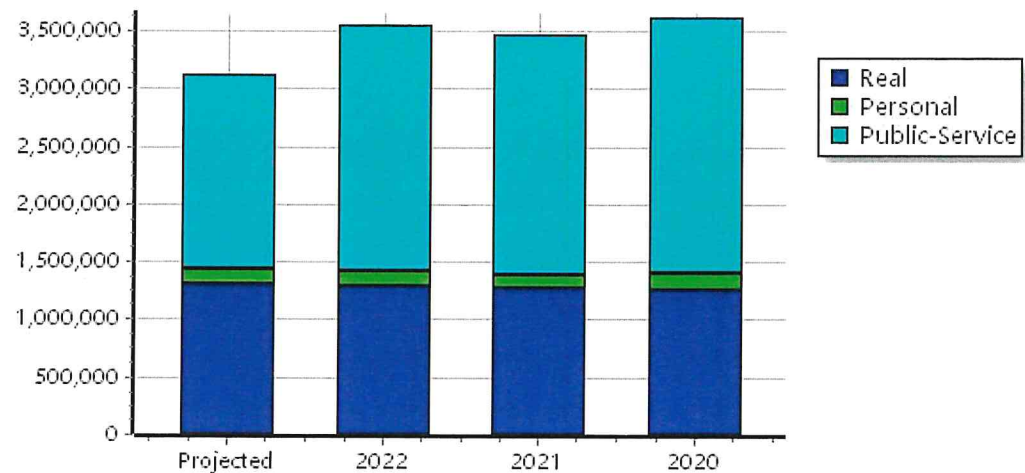
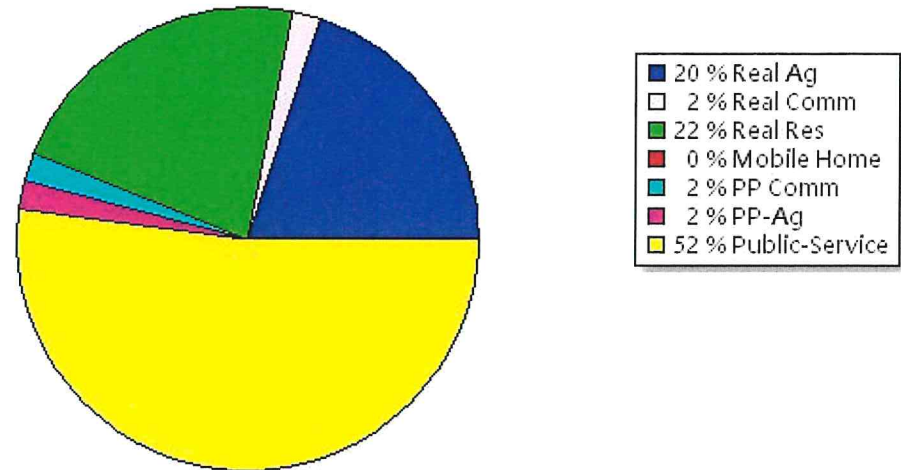
Net Assessed 135,013

Net Assessed Under Protest

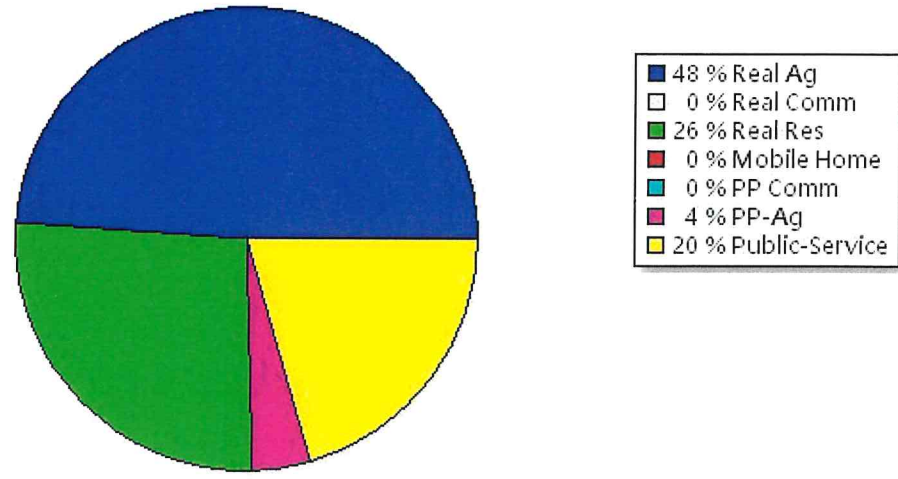
Public Service	Count	Value
Total PS Value	14	1,671,898
TIF Increment Value		
Net Assessed		1,671,898

District Totals	
Total Gross Value	3,199,909
Homestead Loss	83,048
Other Exemption Loss	2,390
TIF Increment Value	
Retained TIF Value	
Net Assessed Value	3,114,471
Net Assessed Under Protest	

* Public Service Protests Values are not included on this report.

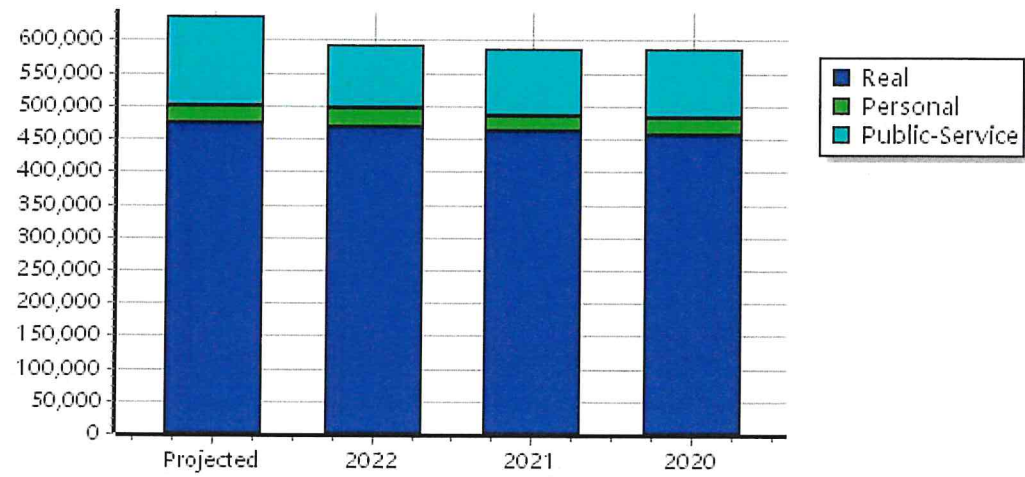


Real	Count	Value
Agricultural	69	326,278
Commercial	0	0
Residential	25	178,466
Total Real Value	94	504,744
Homestead	28	31,000
Veteran	0	0
Other	0	0
Total Exempt	31	31,000
TIF Increment Value		
Net Assessed		473,744
Net Assessed Under Protest		
Senior Freeze	5	13,462
Capped Parcels	15	21,041



Personal	Count	Value
Agricultural	12	25,145
Commercial	2	161
Mobile Home	2	1,188
Total Personal	16	26,494
Total Exempt	0	0

TIF Increment Value		
Net Assessed		26,494
Net Assessed Under Protest		
Public Service	Count	Value
Total PS Value	4	135,937
TIF Increment Value		
Net Assessed		135,937



District Totals	
Total Gross Value	667,175
Homestead Loss	31,000
Other Exemption Loss	0
TIF Increment Value	
Retained TIF Value	
Net Assessed Value	636,175
Net Assessed Under Protest	

* Public Service Protests Values are not included on this report.

Real	Count	Value
Agricultural	217	684,954
Commercial	3	8,021
Residential	73	308,064
Total Real Value	293	1,001,039
Homestead	39	40,000
Veteran	0	0
Other	0	0
Total Exempt	40	40,000

TIF Increment Value

Net Assessed 961,039

Net Assessed Under Protest

Senior Freeze	3	11,333
Capped Parcels	51	110,553

Personal	Count	Value
Agricultural	26	38,929
Commercial	4	23,166
Mobile Home	8	22,660
Total Personal	38	84,755
Total Exempt	0	0

TIF Increment Value

Net Assessed 84,755

Net Assessed Under Protest

Public Service	Count	Value
Total PS Value	11	245,596

TIF Increment Value

Net Assessed 245,596

District Totals

Total Gross Value	1,331,390
Homestead Loss	40,000
Other Exemption Loss	0

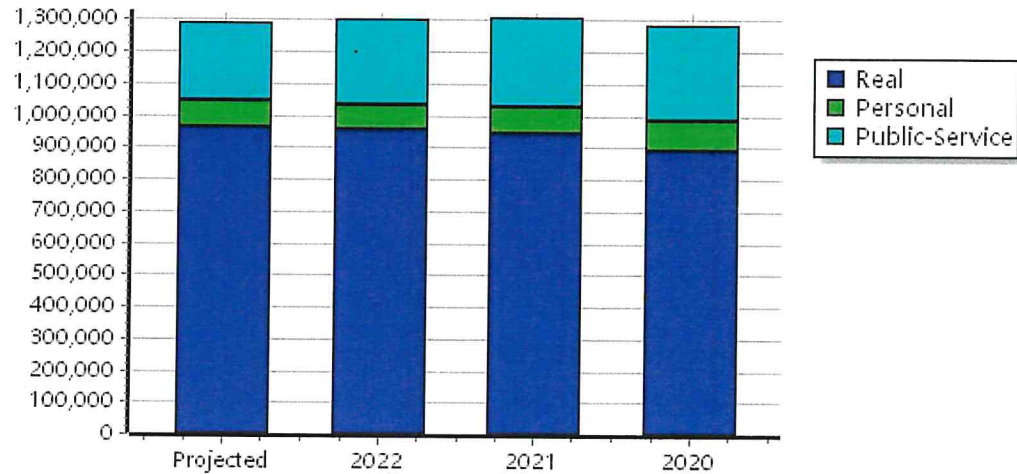
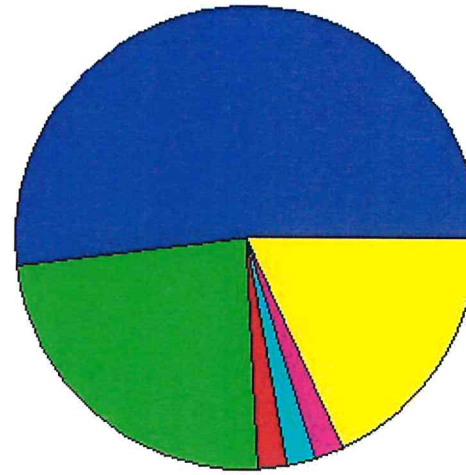
TIF Increment Value

Retained TIF Value



Net Assessed Value 1,291,390

Net Assessed Under Protest

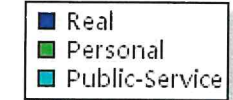
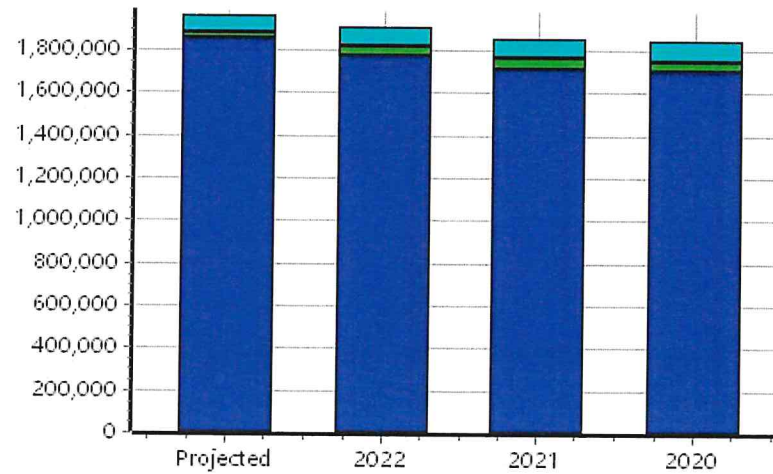
* Public Service Protests Values are not included on this report.



Real	Count	Value
Agricultural	3	24,121
Commercial	3	52,279
Residential	297	1,916,142
Total Real Value	303	1,992,542
Homestead	85	88,000
Veteran	5	52,452
Other	0	0
Total Exempt	93	140,452
TIF Increment Value		
Net Assessed		1,852,090
Net Assessed Under Protest		
Senior Freeze	13	65,501
Capped Parcels	190	306,400



Personal	Count	Value
Agricultural	2	2,976
Commercial	6	6,991
Mobile Home	24	21,605
Total Personal	32	31,572
Total Exempt	0	0
TIF Increment Value		
Net Assessed		31,572
Net Assessed Under Protest		
Public Service	Count	Value
Total PS Value	3	76,173
TIF Increment Value		
Net Assessed		76,173



District Totals	
Total Gross Value	2,100,287
Homestead Loss	88,000
Other Exemption Loss	52,452
TIF Increment Value	
Retained TIF Value	
Net Assessed Value	1,959,835
Net Assessed Under Protest	

* Public Service Protests Values are not included on this report.

Real	Count	Value
Agricultural	38	256,874
Commercial	13	101,994
Residential	880	5,592,606
Total Real Value	931	5,951,474
Homestead	261	274,839
Veteran	12	133,515
Other	0	0
Total Exempt	290	408,354

TIF Increment Value

Net Assessed 5,543,120

Net Assessed Under Protest

Senior Freeze	49	144,309
Capped Parcels	380	595,027

Personal	Count	Value
Agricultural	20	22,264
Commercial	19	42,778
Mobile Home	54	169,604
Total Personal	93	234,646
Total Exempt	1	953

TIF Increment Value

Net Assessed 233,693

Net Assessed Under Protest

Public Service	Count	Value
Total PS Value	4	268,431

TIF Increment Value

Net Assessed 268,431

District Totals

Total Gross Value	6,454,551
Homestead Loss	274,839
Other Exemption Loss	134,468

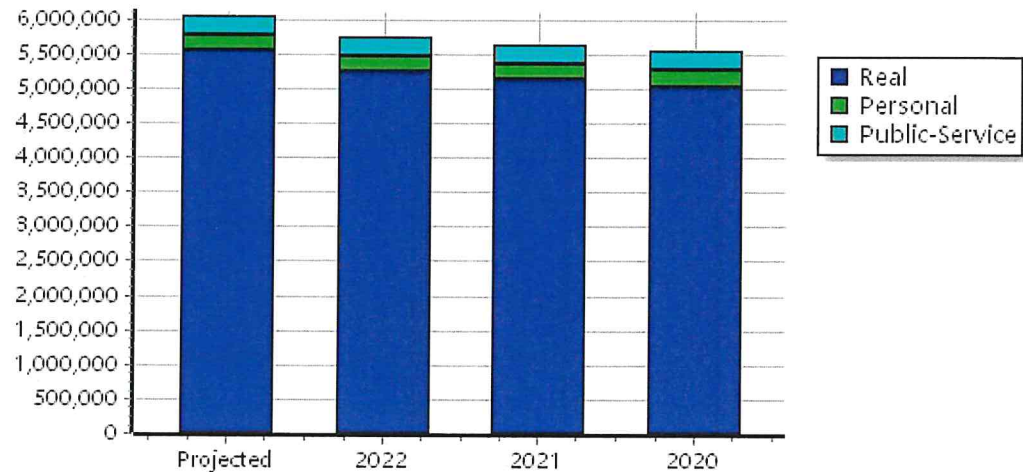

TIF Increment Value

Retained TIF Value

Net Assessed Value 6,045,244

Net Assessed Under Protest

* Public Service Protests Values are not included on this report.



Real	Count	Value
Agricultural	259	706,149
Commercial	1	7,635
Residential	17	169,787
Total Real Value	277	883,571
Homestead	21	21,000
Veteran	1	33,875
Other	0	0
Total Exempt	22	54,875

TIF Increment Value

Net Assessed 828,696

Net Assessed Under Protest

Senior Freeze	3	1,854
Capped Parcels	50	96,634

Personal	Count	Value
Agricultural	17	82,415
Commercial	3	16,538
Mobile Home	5	8,488
Total Personal	25	107,441
Total Exempt	0	0

TIF Increment Value

Net Assessed 107,441

Net Assessed Under Protest

Public Service	Count	Value
Total PS Value	6	1,724,642

TIF Increment Value

Net Assessed 1,724,642

District Totals

Total Gross Value	2,715,654
Homestead Loss	21,000
Other Exemption Loss	33,875

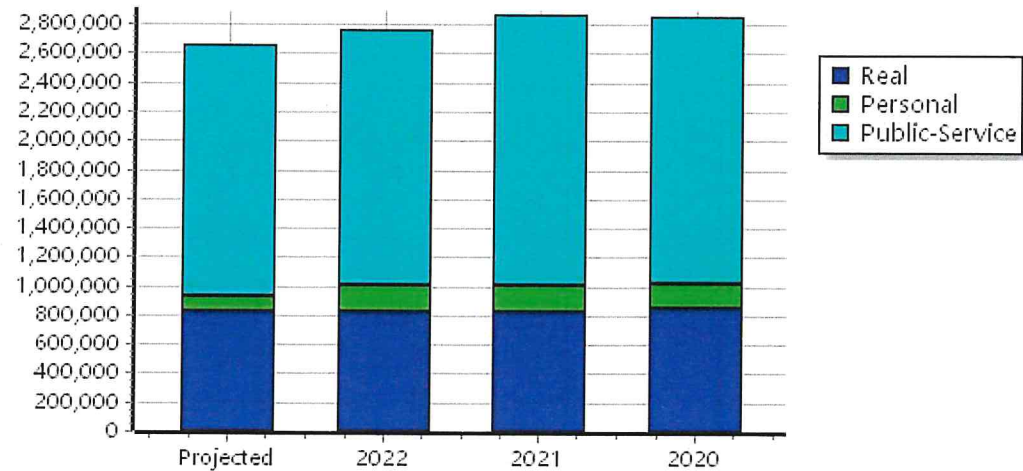
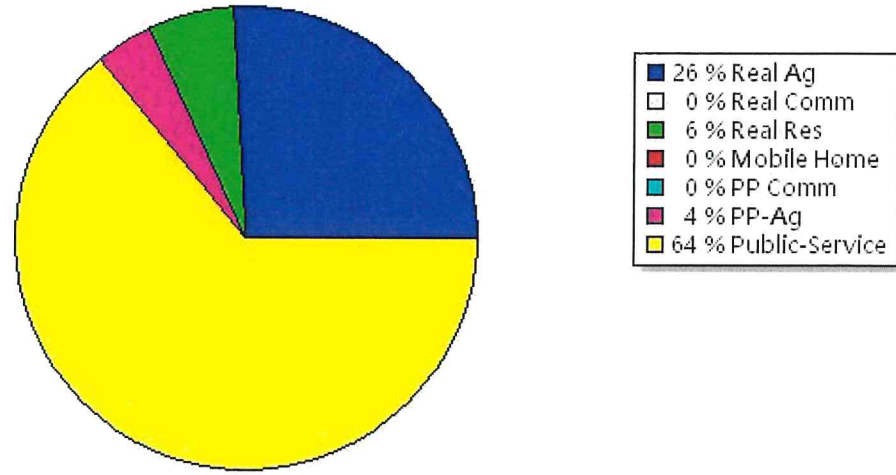
TIF Increment Value

Retained TIF Value

Net Assessed Value 2,660,779

Net Assessed Under Protest

* Public Service Protests Values are not included on this report.



Real	Count	Value
Agricultural	183	633,072
Commercial	38	71,207
Residential	316	688,719
Total Real Value	537	1,392,998
Homestead	81	83,048
Veteran	1	2,390
Other	0	0
Total Exempt	85	85,438

TIF Increment Value

Net Assessed 1,307,560

Net Assessed Under Protest

Senior Freeze	8	16,779
Capped Parcels	313	452,608

Personal	Count	Value
Agricultural	28	55,933
Commercial	11	51,636
Mobile Home	6	27,444
Total Personal	45	135,013
Total Exempt	0	0

TIF Increment Value

Net Assessed 135,013

Net Assessed Under Protest

Public Service	Count	Value
Total PS Value	14	1,671,898

TIF Increment Value

Net Assessed 1,671,898

District Totals

Total Gross Value	3,199,909
Homestead Loss	83,048
Other Exemption Loss	2,390

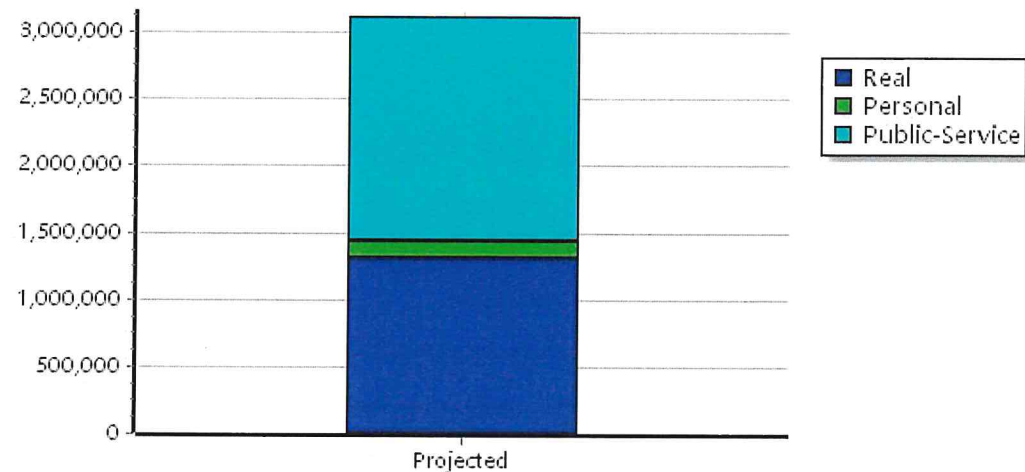

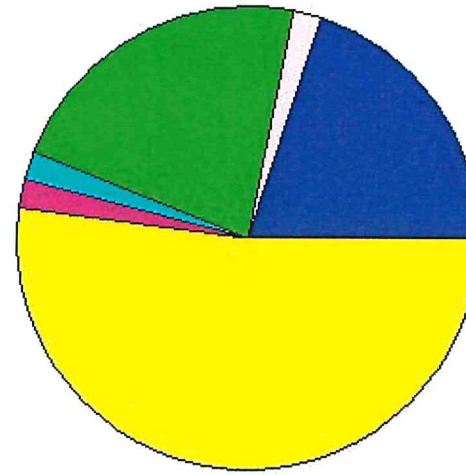
TIF Increment Value

Retained TIF Value

Net Assessed Value 3,114,471

Net Assessed Under Protest

* Public Service Protests Values are not included on this report.



Real	Count	Value
Agricultural	2,201	9,606,246
Commercial	161	2,117,674
Residential	1,787	9,512,855
Total Real Value	4,149	21,236,775

Homestead	884	937,488
Veteran	27	383,516
Other	0	0
Total Exempt	969	1,321,004

TIF Increment Value

Net Assessed 19,915,771

Net Assessed Under Protest

Senior Freeze	124	310,019
Capped Parcels	1,574	4,020,099

Personal	Count	Value
Agricultural	327	814,890
Commercial	207	1,977,268
Mobile Home	84	200,179
Total Personal	618	2,992,337

Total Exempt 1 1,390

TIF Increment Value

Net Assessed 2,990,947

Net Assessed Under Protest

Public Service	Count	Value
Total PS Value	51	9,270,986

TIF Increment Value

Net Assessed 9,270,986

District Totals

Total Gross Value	33,500,098
Homestead Loss	937,488
Other Exemption Loss	384,906

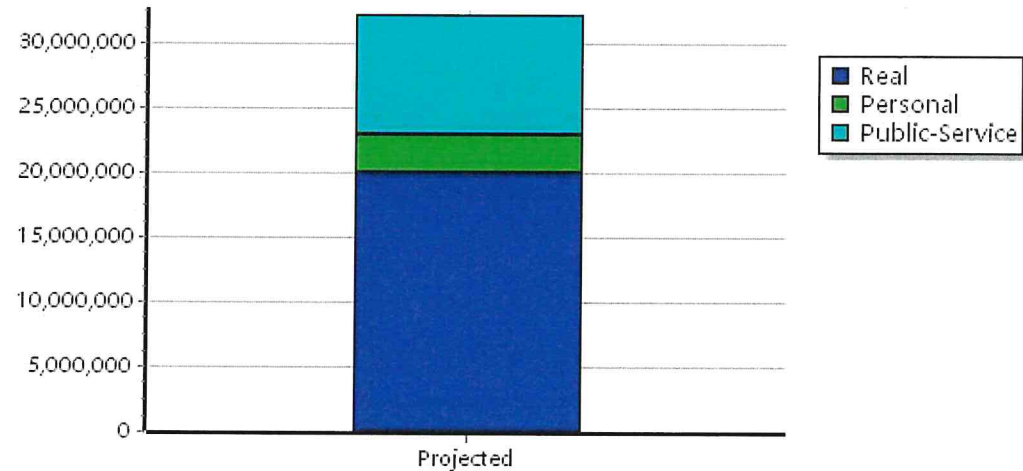
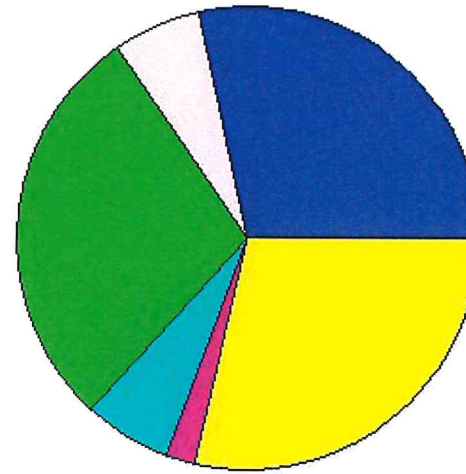
TIF Increment Value

Retained TIF Value

Net Assessed Value 32,177,704

Net Assessed Under Protest

* Public Service Protests Values are not included on this report.



Real	Count	Value
Agricultural	3	24,121
Commercial	3	52,279
Residential	297	1,916,142
Total Real Value	303	1,992,542
Homestead	85	88,000
Veteran	5	52,452
Other	0	0
Total Exempt	93	140,452

TIF Increment Value

Net Assessed 1,852,090

Net Assessed Under Protest

Senior Freeze	13	65,501
Capped Parcels	190	306,400

Personal	Count	Value
Agricultural	2	2,976
Commercial	6	6,991
Mobile Home	24	21,605
Total Personal	32	31,572
Total Exempt	0	0

TIF Increment Value

Net Assessed 31,572

Net Assessed Under Protest

Public Service	Count	Value
Total PS Value	3	76,173

TIF Increment Value

Net Assessed 76,173

District Totals

Total Gross Value	2,100,287
Homestead Loss	88,000
Other Exemption Loss	52,452

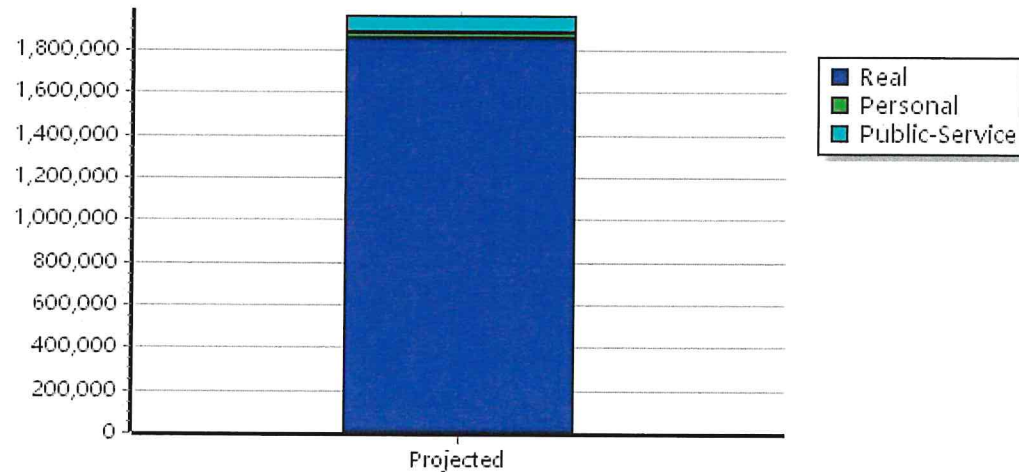

TIF Increment Value

Retained TIF Value

Net Assessed Value 1,959,835

Net Assessed Under Protest

* Public Service Protests Values are not included on this report.



Real	Count	Value
Agricultural	1,293	6,797,728
Commercial	311	4,951,502
Residential	7,105	41,356,843
Total Real Value	8,709	53,106,073
Homestead	2,187	2,303,577
Veteran	99	1,310,367
Other	0	0
Total Exempt	2,419	3,613,944

TIF Increment Value

Net Assessed 49,492,129

Net Assessed Under Protest

Senior Freeze	348	985,670
Capped Parcels	4,178	9,458,630

Personal	Count	Value
Agricultural	356	532,605
Commercial	391	3,345,439
Mobile Home	311	811,097
Total Personal	1,058	4,689,141
Total Exempt	2	1,705

TIF Increment Value

Net Assessed 4,687,436

Net Assessed Under Protest

Public Service	Count	Value
Total PS Value	78	16,053,480

TIF Increment Value

Net Assessed 16,053,480

District Totals

Total Gross Value	73,848,694
Homestead Loss	2,303,577
Other Exemption Loss	1,312,072

TIF Increment Value

Retained TIF Value

Net Assessed Value 70,233,045

Net Assessed Under Protest

* Public Service Protests Values are not included on this report.

